

AZO DOSITAINER® with discharge base Integral dosing screw for switching bulk materials without leaving residue

**Precise metering into
automatic weighing
processes**

**Suitable as
interchangeable
container**

**Discharge
with minimum
generation of dust**

**End-to-end batch
documentation**

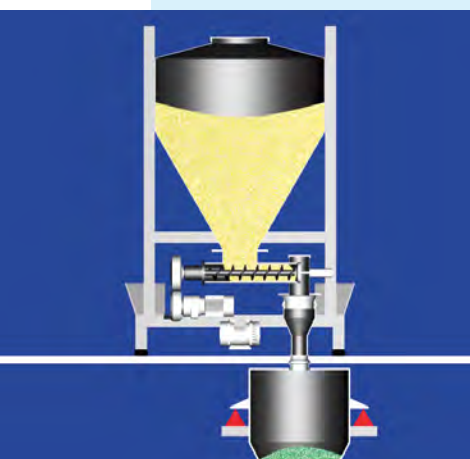
Preferred applications

The AZO DOSITAINER® is a container with integral dosing screw. It is suitable for use as a container for transporting bulk materials or as a storage bin with average throughput rates. In automatic processing plants, it is used as a portable storage bin suitable for automated handling. The integral dosing screw allows precise dosing into automatic weighing processes. Bulk materials are discharged from the AZO DOSITAINER® via a discharge base with a minimum of dust.

Special advantages

- Ideal system for feeding automatic conveying and weighing processes
- The integral dosing screw allows DOSITAINERS® to be switched over without interim cleaning
- Extremely high weighing accuracy, even with larger throughputs, as a result of the frequency-controlled drive with coarse/fine metering and a pneumatically operated seal on the dosing screw outlet
- Reliable discharging thanks to optional vibrating discharge aids
- Secure discharging with minimum generation of dust from the AZO DOSITAINER® thanks to patented docking collar
- Optional identification systems prevent mix-ups and allow precise batch tracing and documentation
- Alternative model available for highly flammable dusts with minimum ignition energy of $1\text{ mJ} \leq \text{MIE} < 3\text{ mJ}$

THE INNOVATION



How it works

The AZO DOSITAINER® is placed on the discharge base using an industrial truck. An optional, automatic identification system rules out mix-ups between containers. If there is a vibrating discharge aid, the container is also locked in position manually or pneumatically. The dosing screw is connected with little generation of dust using the patented docking collar. The drive for the dosing screw is installed in the discharge base permanently. Depending on which product is used, there are two

different drive concepts available. The standard model for ignitable dusts with a minimum ignition energy (MIE) of $\geq 3\text{ mJ}$ and the alternative model for highly flammable dusts with $1\text{ mJ} \leq \text{MIE} < 3\text{ mJ}$. Coarse/fine dosing by the dosing screw achieves fully accurate dosing into subsequent conveying or weighing processes, even at very high throughput rates.

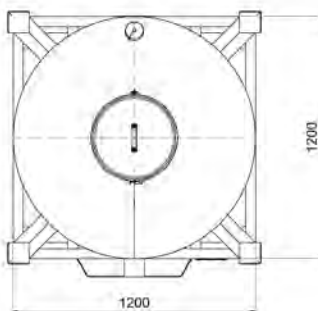
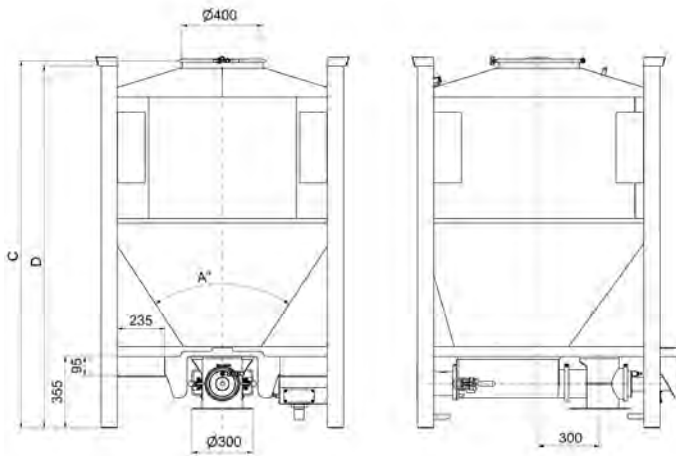
A pneumatically operated seal on the dosing screw head stops products from trickling out.

Special air injection points on the discharge housing are used to clean the outlet area on the dosing screw after the metering process (optional).

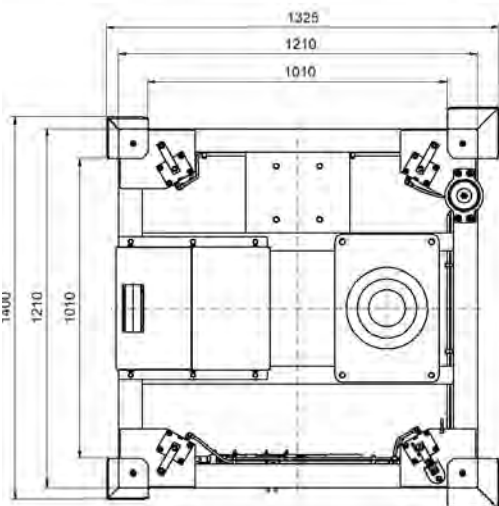
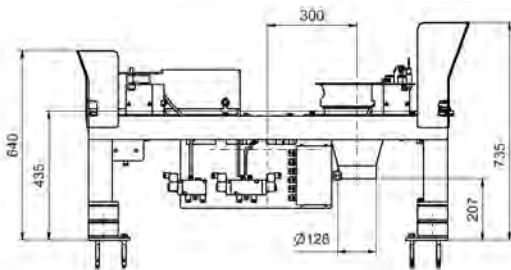
AZO.[®]
SOLIDS

Technical Data

AZO DOSITAINER®



Discharge base



AZO DOSITAINER®

DOSITAINER®	Capacity in litres	A	C	D	Weight in kg
DOC 650	685	66°	1470	1450	210
DCO 1000	1025	66°	1770	1750	230
DCO 1500	1530	66°	2220	2200	280
DCO 2000	2035	66°	2670	2650	320

- Conical roof 17°, rounded transitions in the cone and roof area
- Design makes efficient cleaning possible.
- Stackable and suited for fork lift handling
- With clamps to fasten the container discharge base in position
- Filling aperture NW 400
- Inlet on dosing screw 500x300 mm
- Material: 1.4301 or 1.4404
- Surface finish: A2-1 to A2-4
L4-1 to L4-3
(refer to AZO's surface finishes)

Discharge base

Area of application:

Standard design

for ignitable dusts with a minimum ignition energy (MIE) $\geq 3\text{mJ}$

Optional design

for highly flammable dusts with $1\text{mJ} \leq \text{MIE} < 3\text{mJ}$

Can be used for:

$\varnothing 1200$ AZO DOSITAINER®
650- 2000 l volume

Docking collar:

NW 200

Weight of discharge base

approx. 250 kg (300 kg*)

Noise level:

< 70 dB (A)

Compressed air consumption:

7.6 standard litres (15.9 standard litres*)/ change of container

2.2 standard litres / dosing

Air purged bearing

50 standard litres / min (2 bar(g))

Blowing off discharge housing (opt.)

190 standard litres / min (1bar(g))

Supply pressure

p (overpressure) = 6 bar

Materials:

Frame

epoxy-coated mild steel

Parts in immediate contact with products

chromium-nickel steel 1.4301 or 1.4404

Surface finishes:

A2-1 to A2-4

(refer to AZO's surface finishes)

Drive motor:

Protection class:

IP 65

Nominal voltage:

400 V / 50 Hz

Control voltage:

24 V

Installed load:

0.75 kW (1.1 kW*)

Example of dosing rate:

wheat flour, type 405

throughput rate with dosing

screw DFR (K) 140 with

standard dosing screw geometry: max. 3700 kg/h

* applies to optional design for highly flammable dusts

The design is subject to change due to our continuous improvement program.